



Constant Contact Head Seal In Shelter Frame



With the ever increasing cost of transport, the introduction of double deck trailers is providing significant savings. The need to service these trailers in an efficient manner inspired Esidock to develop this unique double deck trailer lift.



The free standing design allows this lift to be installed in both new and existing sites. A wide range of finishes allow the lift to merge seamlessly with any building.


SPECIFICATION CONSTRUCTION:

- 4,500kg to 10,000kg capacity
- Cladded dock pod customised to suit individual applications
- Dock lights
- Dock bumpers
- Dock shelter
- Travel up to 3,500mm above ground floor level

Platform size	customised to suit individual applications
Dock lip	2,100mm x 750mm hydraulic lip
Platform surface	chequer plate
Safety landing gate	full height landing gate 2,200mm high interlocked with lift control
Entry gate	bi-parting swing gate electrically and mechanically interlocked with lift control
Operating voltage	3 phase, 400 volt, earth and neutral supply
Control voltage	24 volt control voltage. Constant impulse control system
Traffic light	red/green traffic light with switch in loading dock. 24 volt LED. 300mm overall height. Complete with signage.
Dock shelter	customised to suit individual applications
Bumpers	200mm x 450mm x 100mm
Construction	free standing double mast

Double Deck Trailer Lifts





Double deck lift pod installation completed 2011.
Tesco, Dublin City Centre.



**Double deck lift pod installation
completed 2012.**

Tesco, Rush, Co.Dublin



Double deck lift pod installation completed 2011.
Tesco, Balbriggan, Co.Dublin